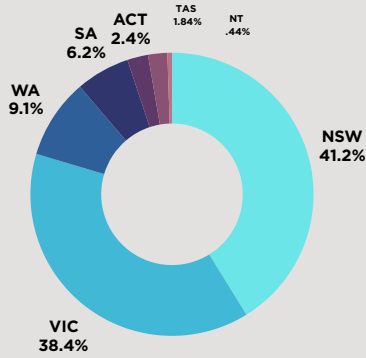


# Restaurant & Cafe Segment Snapshot



**55,730**  
**Restaurants & Cafes**  
 (up just .9% from last FY)



**Restaurants & Cafes**  
**49.91%**  
**of the Accommodation & Foodservice Industry**

<b>Takeaway</b>	<b>23.56% (up 4.6%)</b>
<b>Accommodation</b>	<b>12.63% (down 1.8%)</b>
<b>Pubs/Hotels/Bars</b>	<b>6.23% (down .9%)</b>
<b>Catering</b>	<b>4.52% (down 1.7%)</b>
<b>Clubs</b>	<b>3.15% (up .7%)</b>

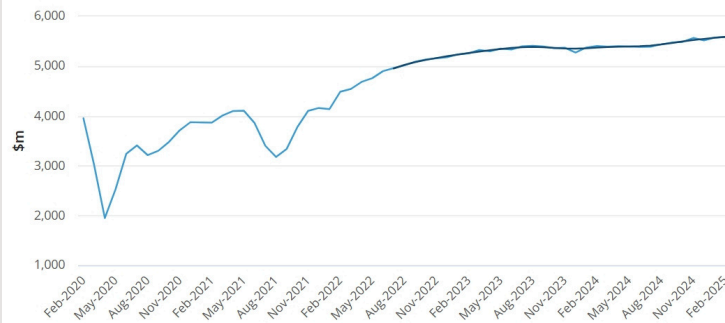
## Segment generates \$65 billion per year in revenue

and has been relatively flat since April 2023, though up 40% in nominal terms from 2019 levels, Monthly Retail Report February 2025 | ABS March 2025 release ([abs.gov.au](https://abs.gov.au)).

### Revenue Trends

Cafes, restaurants and takeaway food services rose **0.2% (\$12.9m)** in February, in seasonally adjusted terms. By industry subgroup, the seasonally adjusted estimate:

- rose **1.5% (\$31.4m)** for Takeaway food services.
- fell **0.5% (-\$18.5m)** for Cafes, restaurants and catering services.



### Menu Price Inflation

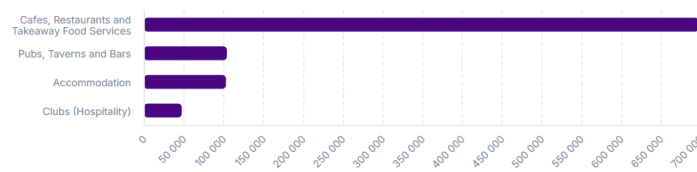
**Restaurant Meals** up **2.7%** yoy, one of the contributors to the **Services Inflation** that rose **4.3%** yoy. December Monthly CPI Indicators, January 2025 | ABS ([abs.gov.au](https://abs.gov.au))

	Dec-23 (%)	Mar-24 (%)	Jun-24 (%)	Sep-24 (%)	Dec-24 (%)
Services - total	4.6	4.3	4.5	4.6	4.3
Education	4.7	5.2	5.6	6.4	6.5
Vet & other pet services	7.6	7.1	6.7	5.8	5.3
Restaurant meals	4.6	4.4	4.1	2.8	2.7

### Workforce

**Accommodation & Foodservice Industry** employs **965,900**, and is considered a large employing industry. Cafes, Restaurants and Takeaway Food Services is the largest sector in the Accommodation and Food Services industry, employing **697,500 workers**, Nearly **500,000** working in Restaurants & Cafes (Jobs & Skills Australia).

#### Employment by industry sectors



Source: ABS, Labour Force Survey, Detailed, November 2024, Jobs and Skills Australia (JSA) trend data. Note: the sum of sectoral employment may not equal the industry total as data are trended separately, and not further defined (nfd) classifications have been excluded.

## Policy Priorities 2025

### Migration

**CSOL List** Cafe & Restaurant Managers  
Back to list in 2025

**Working Holiday Makers** Pauses, Caps & Housing.

**International Students** Remove 48 hours a Fortnight Cap on Hours

**TSMIT** \$73,150 for Nomination applications lodged on and between 1 July 2024 and 30 June 2025, up 4.5% from 30 June 2024, and 26.3% from 30 June 2023. Cap Increases and/or align with Minimum Wage Review Committee Determinations.  
SME's unable to afford 4.6% increase to \$76k on 1 July 2025.

Staff Shortages	March 2025
Chef	7377
Sous Chef	2232
Chef de Partie	2565
Commis Chef	1797
Kitchen Hand	5691
Pastry Chef	1792
Restaurant Manager	2785
Restaurant Asst Manager	356
Café Manager	2604
Waitstaff	4523
Barista	10467
Bartender	5099
Host/Hostess	1861
	49,149
<a href="http://www.seek.com.au">www.seek.com.au</a>	154,188
Percentage of all Seek Jobs	31.9%

### TAX

**FBT** Removed for Business Meals

**Surcharges on Debit Transactions**

Must Not Ban in RBA Review

**Remove Income Tax on Tips/Gratuities**

**Payroll Tax Grouping**

**Digital Tax Rebate**



### IR

**Restaurant Award & Fair Work Act**

Overly Complicated for SMEs

**Junior Rates & the ACTU**

**FWO Criminalized Wage Underpayments**

